

# ARTISTE™ MONDRIAN



The **Artiste Mondrian™** is an extremely bright, full-featured LED profile FX fixture offering high center intensity, narrow-beam angles and a wide color-mixing gamut through its variable SpectraColor engine. Providing up to 51,000 lumens from its efficient 950W 6,500K LED engine, the Mondrian is the ideal fixture for any application requiring superior output, bright and powerful narrow beams, and quiet operation, as well as stunning effects and colors. Mondrian integrates Elation's new SpectraColor system, which offers traditional CMY mixing but adds a variable RGB color mix for rich, saturated primaries. In combination with the variable CTO, the Mondrian allows for colors that were previously impossible to achieve, from theatrical pastels to the most vibrant red or blues ever produced by a color mixing system. The Artiste Mondrian's wide color gamut is achieved by seven color-mixing flags with 16-bit precision for artistic possibilities that are truly inspiring. The fixed color wheel offers UV and high CRI options to round out the amazing color range of the fixture. The full-blackout framing array includes Elation's newly designed, unlimited indexing and continuous rotation control. Shapes can rotate like gobos while morphing and transforming, allowing for new creative transitions and interesting projection and aerial effects not previously possible. Mondrian also offers a comprehensive FX package with 12 rotating interchangeable glass gobos, full animation wheel, dual prisms, dual frost and a high-speed iris. With a narrow beam zoom from 3° to 45° and a very large 226mm (8 3/4") front lens, the Mondrian has the power to cut through at even great distances in arena touring environments or any large-scale show setting. The Artiste Mondrian ships in a cardboard box with a custom-fitted polyurethane foam FIL (Foam In Lay) insert. The foam insert easily fits into a custom flight case (not included) and provides enhanced impact protection during transport.

## FEATURE

High Efficiency 950W 6,500K White Peak Field LED Engine

Up to 51,000 Total Lumen Fixture Output  
Peak Field engine for powerful beams and high center intensity

SpectraColor CMYRGB Array and Variable Linear CTO  
6-Position Color Wheel, High CRI, UV Filter

Complete FX System: 2x Rotating Gobo Wheels,  
Animation, Iris, Dual Prism, Dual Frost

Full Blackout Framing System with 360° Continuous  
Index and Rotation of Shapes

Narrow Beams to Wide Washes from 3° to 45°

Large 226mm (8 3/4") Clear Plano Convex (PC) Lens



Specifications are subject to change without notice ©Elation Professional 11/23/2022

Elation Professional USA | 6122 S. Eastern Ave. | Los Angeles, CA. 90040  
323-582-3322 | 323-832-9142 fax | [www.elationlighting.com](http://www.elationlighting.com) | [info@elationlighting.com](mailto:info@elationlighting.com)

Elation Professional B.V. | Junostraat 2 | 6468 EW Kerkrade, The Netherlands  
+31 45 546 85 66 | +31 45 546 85 96 fax | [www.elationlighting.eu](http://www.elationlighting.eu) | [info@elationlighting.eu](mailto:info@elationlighting.eu)

**SPECIFICATIONS**

**SOURCE**  
 950W 6,500K Bright White LED Engine  
 30,000 Hour Average LED Life\*

\*Test lab conditions. May vary depending on several factors including but not limited to: Environmental Conditions, Power/Voltage, Usage Patterns (On-Off Cycling), Control, and Dimming.

**PHOTOMETRIC DATA**  
 51,000 Total Lumen Fixture Output  
 CRI 72+ (84+ with HCRI Filter)  
 Zoom Range 3° - 45°  
 Beam Angle 2.8° - 34.9°  
 Field Angle 4° - 46.1°

**EFFECTS**  
 Motorized Zoom (226mm / 8 3/4" front lens)  
 4 Rotating Full Blackout Framing Blades  
 360° Continuous Framing Index and Rotation  
 Full 360° Bi-Directional Animation Wheel  
 2 Rotating Prisms  
 2 Variable Frost Filters (Light and Wash)  
 Internal Color, Framing, Prism, and Frost Macros  
 Motorized Iris with Variable Pulse Effects  
 Variable 16-bit Dimming Curve Modes  
 High Speed Electronic Shutter and Strobe  
 DMX Controllable LED Refresh Rate  
 Pan Angle: 540°/630°  
 Tilt Angle: 250°

**COLOR**  
 SpectraColor CMY + RGB Color Mixing Array  
 6 Dichroic Colors including High CRI Filter and UV  
 Linear CTO Color Correction

**GOBOS**  
 2 Gobo Wheels  
 12 Rotating / Indexing Interchangeable Glass Gobos

**CONTROL / CONNECTIONS**  
 2 DMX Channel Modes (42/ 68)  
 16-bit Pan, Tilt and Dimming Control  
 Motorized Focus and Auto-Focus Presets  
 DMX, RDM, Art-NET, sACN Protocol Support  
 (6) Button Touch Control Panel  
 Full Color 180° Reversible LCD Menu Display  
 Hibernation Mode (Power Save)  
 Locking 5pin XLR DMX, RJ45 Ethernet, and PoE  
 USB Connection (Firmware Updates)  
 With Wired Digital Communication Network

**SIZE / WEIGHT**  
 Length: 18.55 in. (472mm)  
 Width: 26.5 in. (673mm)  
 Height: 34.2 in. (870mm)  
 Weight: 104.7 lbs. (47.5kg)


**ELECTRICAL / THERMAL**  
 AC 120-240V 50/60Hz  
 Max Power Consumption 1,500W  
 BTU/hr (+/- 10%) 5115

**APPROVALS / RATINGS**  
 CE | cETLus | IP20


**COLOR FLAGS**



**COLOR WHEEL**




**ROTATING GOBO WHEEL 1**



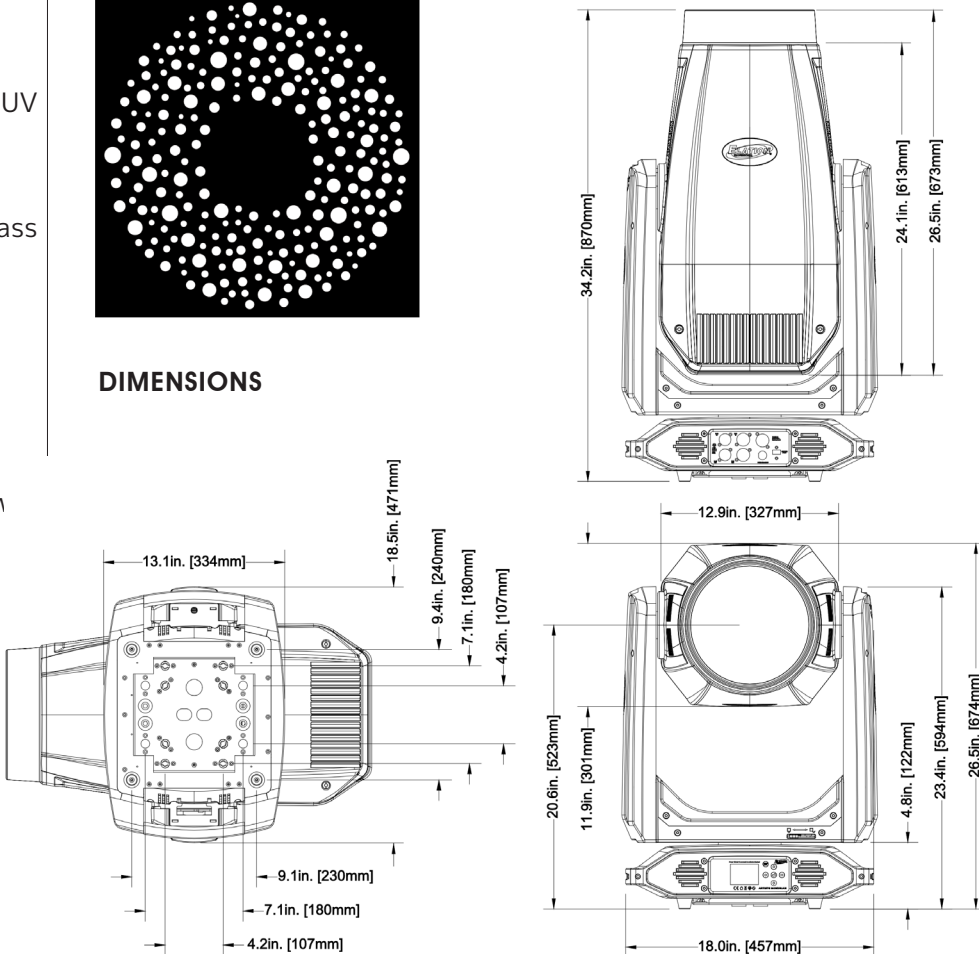
**ROTATING GOBO WHEEL 2**



**ANIMATION WHEEL**



**DIMENSIONS**



\*Drawings not to scale

**ORDERING INFORMATION**

EAM297	ArtisteMondrian™
DRCPRO001	Dual Pro Road Case Artiste Rembrandt, Artiste Monet, Proteus Maximus, and Artiste Mondrian



Specifications are subject to change without notice ©Elation Professional 11/23/2022

Elation Professional USA | 6122 S. Eastern Ave. | Los Angeles, CA. 90040  
 323-582-3322 | 323-832-9142 fax | www.elationlighting.com | info@elationlighting.com

Elation Professional B.V. | Junostraat 2 | 6468 EW Kerkrade, The Netherlands  
 +31 45 546 85 66 | +31 45 546 85 96 fax | www.elationlighting.eu | info@elationlighting.eu

